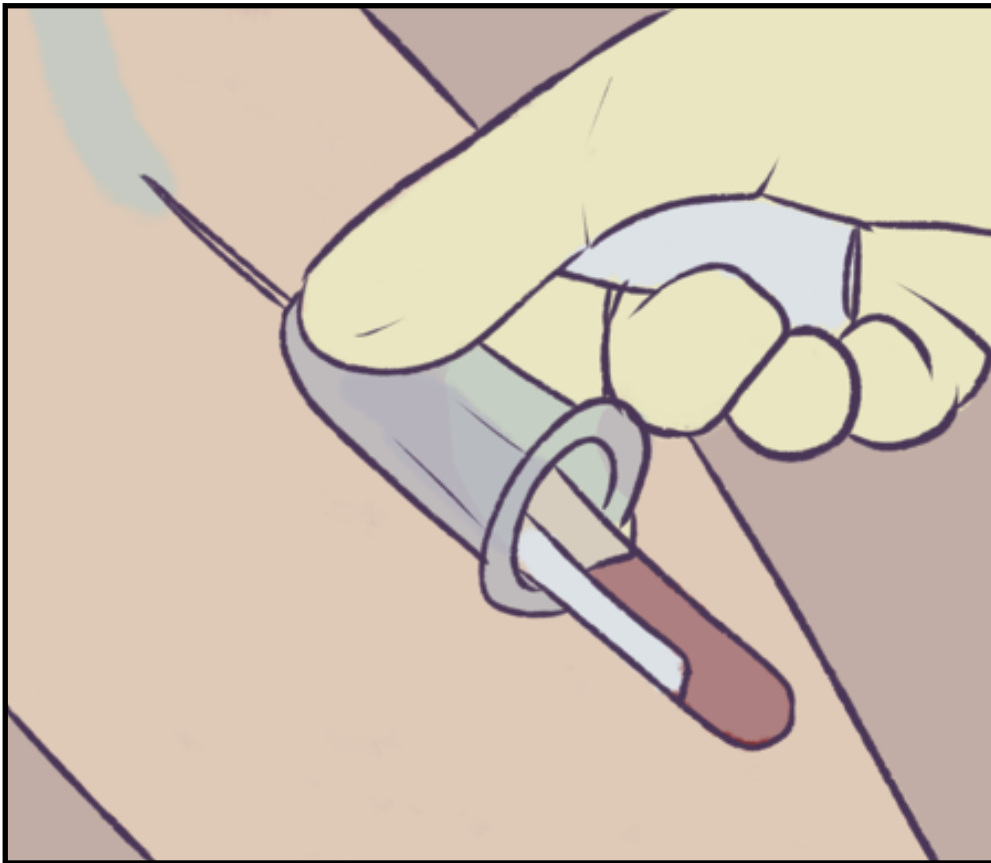


Chardie

Easy Read

Blood Test



Created By Christopher Hardy
Illustrated by Samantha Fulton

©2015, Chardie Easy Read.



Your doctor would like you to have a blood test.

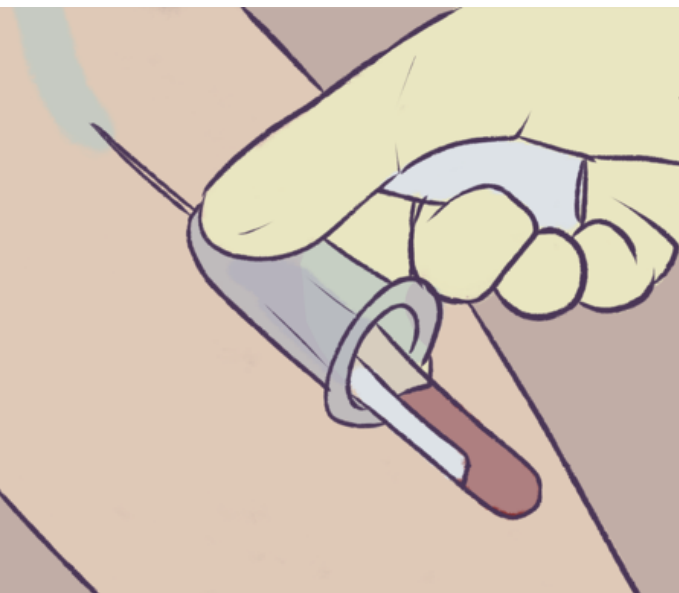
The nurse will take your blood.

You will need to roll up your sleeve.



The nurse will tie a band around your arm.

The nurse might ask you to hold a ball or make a ball with your fist. This is so the nurse can see your vein.



The nurse will put a needle in your vein.

This might hurt a little bit.

The blood test is very quick so the pain won't last long.



The nurse will then take some blood from your arm.

You can look away while this is happening if you want to.


The nurse will then take off the band and remove the needle from your arm.



The nurse will then press a piece of cotton wool over the needle hole. This will help to stop the bleeding.

You might bruise a little. This is normal and nothing to worry about.

The bleeding won't last very long.



The nurse will then put some tape over the cotton wool or a plaster on your arm and you can continue your day as normal.

Your doctor will let you know your results from the blood test.

Created By Christopher Hardy
Illustrated by Samantha Fulton

The logo for Chardie, featuring the word "Chardie" in a white, bold, sans-serif font. The text is centered within a light blue rounded rectangular background.

Chardie

Easy Read

www.chardie.co.uk